
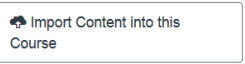



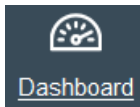
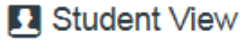




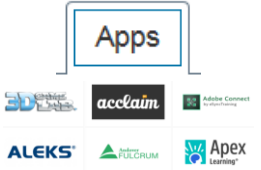










	BLACKBOARD	CANVAS	KEY CHARACTERISTICS WITHIN CANVAS
Personal & Course Settings	Make Course Available (via MySite)	<p>Course Status</p>  <p>Conclude this Course</p>	<ul style="list-style-type: none"> Canvas courses exist in three states: <ol style="list-style-type: none"> 1) Unpublished 2) Published 3) Concluded. Once "concluded" course becomes read-only (e.g., grades cannot be changed).
	Course Copy		Migrate your Blackboard course into Canvas.
	Notifications		<ul style="list-style-type: none"> Weekly option for notifications. <u>Applies to all courses within Canvas.</u> Notifications via Twitter and other social media outlets available.
	Profile		<ul style="list-style-type: none"> Create links to your social media accounts. Users can reply to Inbox communications from any email address self-added to the Profile section. By default, the only listed email address is the user's college email address (i.e.,@ivc.edu or@saddleback.edu).
	Help		<ul style="list-style-type: none"> Report a problem or question using the Help button. Submit a Feature Idea.
	My Courses		<ul style="list-style-type: none"> Courses are created automatically for each semester. The ability to combine and separate sections is provided in course settings.
	Student Preview		<ul style="list-style-type: none"> Student view allows instructors a full student experience as a "Test Student". Instructors can upload materials, take quizzes and navigate the course. The Test Student also appears in the Gradebook for assessment when instructors leave the Student View.

	BLACKBOARD	CANVAS	KEY CHARACTERISTICS WITHIN CANVAS
Availability	Adaptive Release Rules	<p><i>Functionality within:</i></p> <p> Restricted Access</p> <p>Available from <input type="text"/>  until <input type="text"/> </p> <p><input type="text"/> </p>	<ul style="list-style-type: none"> • Restricted Access available for course files. • Quizzes and Discussions can include Availability dates. • Prerequisites can be set on the module level (unlocking an entire module based on certain conditions) but not on the Assignment level.
	Content Rules		
	Tool Availability		
People	Users		<ul style="list-style-type: none"> • See interactions between student and instructor. • See last time student accessed the course and total time in the course. • Includes access to: Student Analytics, Grades, Access Report, Outcomes.
	Performance Dashboard		
	Send Email		<ul style="list-style-type: none"> • Messaging tool. • Receive notifications via social web services, text, etc. • Send email to individuals or entire class from the Global Inbox. Users can reply to messages.
	Groups	<p>People > Groups</p>	<ul style="list-style-type: none"> • Create Group Sets within People section. • Ability to drag / drop students into groups, allow self-assign, or randomize. • Can assign a group leader. • A group workspace is created where students can create pages, announcements, collaborations, discussions, calendar events, and chat in real-time.
	Course Reports		<p>Instructors can view student progress for required content within modules.</p>

		BLACKBOARD	CANVAS	KEY CHARACTERISTICS WITHIN CANVAS
	Collaborate		Conferences	Used for synchronous class meetings, virtual lectures, virtual office hours, and available to student groups.
	Calendar		 Calendar	<ul style="list-style-type: none"> • Drag & drop to make changes. • Assignment due date changes made in your calendar are automatically updated everywhere else in the course. • Copy calendar feed link to view Canvas calendar in apps like Google Calendar, iCal, Outlook, etc.
Content	Content Area		Modules	Cleaner design - Modules allow you to organize your content to help control the flow of your course.
	None		Syllabus	<ul style="list-style-type: none"> • Automatically syncs with Calendar to display assignment dates. • Can be displayed as the Course Home Page.
	Item		Pages	<ul style="list-style-type: none"> • Choose whether pages are editable only by instructors, both instructors and students, or by everyone. • Link to course assignments, quizzes, etc. by using the content tools in the sidebar. • Can use a Page as a course homepage.
Content	Discussion Board		Discussions	<ul style="list-style-type: none"> • There are two levels to Discussions in Canvas: create a topic and reply to a topic. Replies are then threaded within the topic. You can reply to the main topic post or an individual's comment. • By default, students can only reply to a given topic and cannot create topics. Instructors can change the default to allow students to create topics.
	Files		Files	<ul style="list-style-type: none"> • Course-related files can be made accessible to students via a tab/page. • Files on the course navigation display only course-related files. • Files within the Account section display all files for all courses and personal files (e.g., profile pictures, etc.).

BLACKBOARD	CANVAS	KEY CHARACTERISTICS WITHIN CANVAS
	Journals	<p><u>Assignments</u> & <u>ePortfolios</u></p> <ul style="list-style-type: none"> • Assignments can be set to allow for multiple submission attempts. This can be used for a weekly reflection journal. • Students can post in their <u>ePortfolios</u> and submit a URL as their Journal assignment.
	Blogs	<p><u>Discussions</u> & <u>ePortfolios</u></p> <ul style="list-style-type: none"> • Using the course discussion board you can create a thread for each student to post their blog in. • Using <u>ePortfolios</u> students can configure sections and pages and submit their blogs as URLs.
	Wiki	<p><u>Pages</u> & <u>Collaborations</u></p> <ul style="list-style-type: none"> • Choose whether pages are editable only by instructors, both instructors and students, or by everyone. • Collaborations allows students to collaborate in either a synchronous or asynchronous fashion using a Google Doc.
	Announcements	<p><u>Announcements</u></p> <p>Students can reply to announcements unless instructor turns off that feature at course or announcement level.</p>
	Assignments	<p><u>Assignments</u></p> <ul style="list-style-type: none"> • Gradebook setup happens here. • Assignments can be submitted online through text entry, file uploads, media recordings, or URL's. • Easily set up peer review assignments. • Combine assignments to include % of total grade (e.g., Quizzes, Other, Assignments). Similar to Blackboard's Gradebook 'Categories'. • Includes all graded items (e.g., graded discussions, quizzes, submitted items, etc.). • Ungraded assignments create a deadline in the calendar and syllabus, but do not create a column in the gradebook.

	BLACKBOARD	CANVAS	KEY CHARACTERISTICS WITHIN CANVAS
Assessments	Test	Quizzes	<ul style="list-style-type: none"> When you create a quiz, you can choose one of four quiz types: practice quiz, graded quiz, graded survey and ungraded survey.
	Survey	Quizzes	Surveys are one of four quiz types.
	Question Pools	 Add Question Bank	<ul style="list-style-type: none"> Question banks have to be added to each course you want to use the questions in. No single repository for all questions. If you change a question in your question bank it does not change in the quizzes that the question is being used in. You must update it everywhere.
	Question Sets	 New Question Group	<ul style="list-style-type: none"> Ability to pick a certain number of questions from a Question Bank. Must use Question Groups to randomize the order of
	Rubrics	Outcomes  Rubric	<ul style="list-style-type: none"> Can be used for grading or just feedback. Simply click to add columns.
	Full Grade Center & Crocodoc	Grades Crocodoc	<ul style="list-style-type: none"> Faculty can enter grades and comments directly in Grades, but we encourage use of Speedgrader. Gradebook is automatically populated from the items in the Assignments list. Students can figure hypothetical “what-if” grades. Sort columns in one click by due date or assignment category. Student submissions are highlighted in red if the submission was turned in late.
		 SpeedGrader™	<ul style="list-style-type: none"> Displays submitted assignment, grading rubric, and media comment options all on one page. Add comments directly to student’s assignments (Word, PDF, Excel, & PowerPoint) within Canvas. Add audio or video comments directly to assignments from within Canvas with a microphone or webcam. Speedgrader app available for iPad and Android devices.