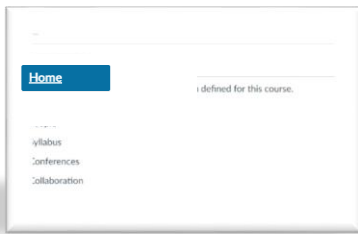


You may import this template into your course to customize your homepage for easy course navigation and :

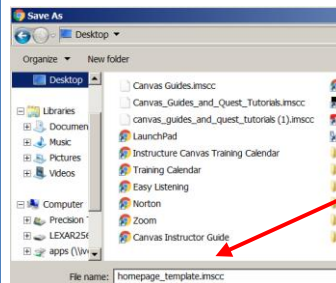


Example Home Page



1. [Download this file](#) to your computer (recommended location for easy retrieval: desktop)

[http://academics.ivc.edu/de/Document/Canvas/homepage\\_template.imsc](http://academics.ivc.edu/de/Document/Canvas/homepage_template.imsc)

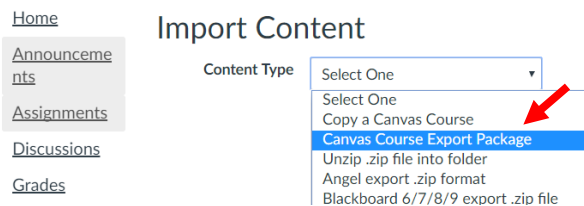


homepage\_template.imsc

2. On the course navigation menu, choose **Settings** and then on the right choose **Import Course Content**:



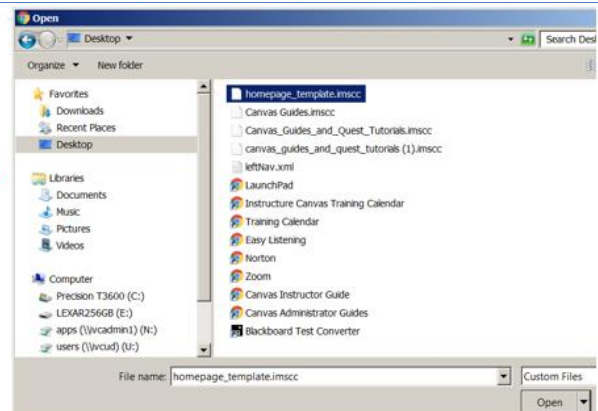
3. Under **Content Type**, choose **Canvas Course Export Package**:



4. Navigate to and open the file ("homepage\_template.imsc")

Source

Choose File



5. Select **All content** and then click on the **Import** button:

**Content**  All content  
 Select specific content

**Options**  Adjust events and due dates

It will first show that the import is “Running”:

**Running**

**Completed**

When complete, the template will appear under “Pages” on your course navigation menu:

The navigation menu on the left includes: Home, Announcements, Assignments, Discussions, Grades, People, **Pages**, Files, and Syllabus. The main area shows a preview of the 'Example Home Page' template, which includes a 'View All Pages' button, a 'Published' status, and a navigation bar with links for START HERE, Announcements, Syllabus, Learning Modules, Discussion Topics, and Grades. Below the navigation bar are links for 'Learn how to: edit your user profile', 'set up your notifications', and 'create your ePortfolio'.

6. As a sample home page template, you may edit it to customize according to your needs (e.g., insert an image):

The editor shows an 'Edit' button and a preview of the 'Example Home Page' template. The preview includes a navigation bar and a main content area with a banner for 'WR 1 COLLEGE WRITING I FACULTY RESOURCES' and a sub-header 'Beautiful theme for showcasing your works.' There is also a small image of a laptop displaying the theme.

7. After completing step 6,

- a) Set your customized home page as the front page
- b) Finally, change your current home page to your new, customized page.

[\(click here for instructions\)](#)

How do I set a Front Page in a course?

[\(click here for instructions\)](#)

How do I change the Course Home Page?