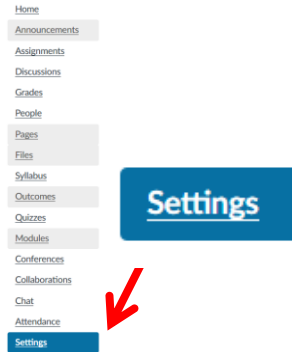
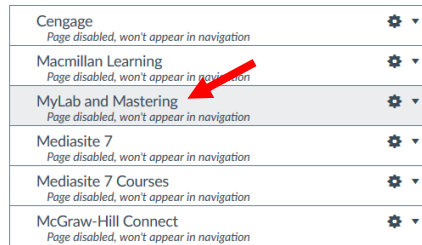


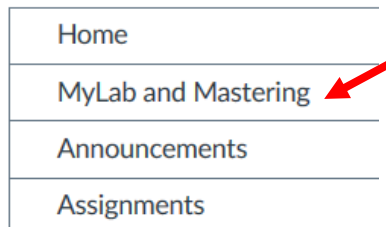
1. In your *Canvas* course where you want to setup *Pearson's MyMathLab and Mastering*, choose **Settings** on the course navigation menu:



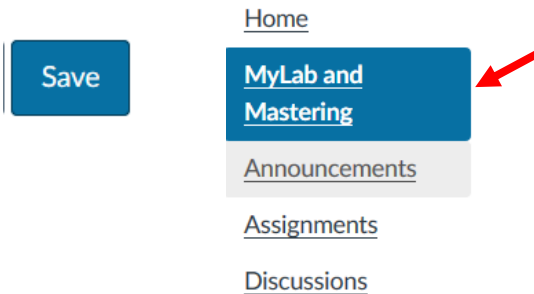
2. Scroll down to the bottom section where you will see *MyLab and Mastering*.



3. **Click and drag** *MyLab and Mastering* up to the desired position in the course navigation menu on the upper portion of the window:



4. Scroll down to the bottom and click on the **Save** button. You will then see *MyLab and Mastering* on the course navigation menu:



5. After you select it, you may finally click on the link, **Select a Mylab and Mastering product to use with this course**.

(You will be re-directed the *Pearson* site for further instructions)

