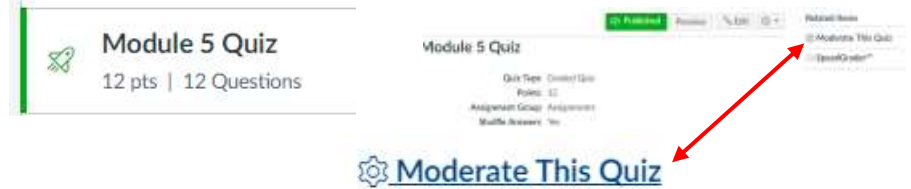
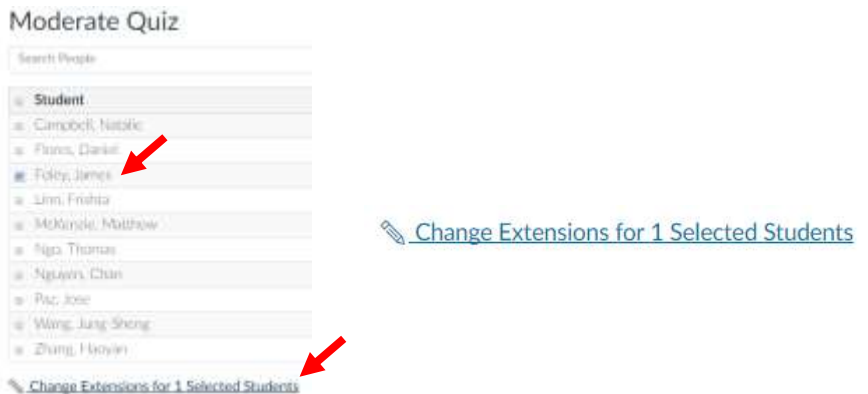


If for any reason you want to allow a student to take a quiz again (e.g., dropped network connection, did not complete quiz, unintentionally exited quiz, browser problem, etc.), you can do so via the **Moderate Quiz** option. When completed, this will generate this button only for the specific student for the specified quiz: **Take the Quiz Again**

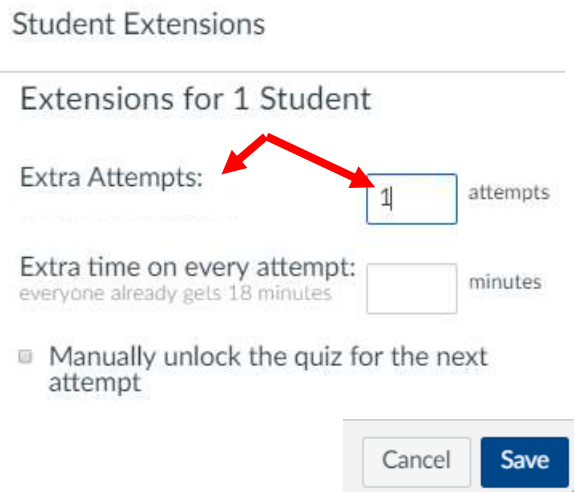
1. Select the quiz and choose **Moderate This Quiz**:



2. In the student roster, select the student(s) who you want to allow another quiz attempt for, and then select **Change Extensions for # Selected Students**:



3. Enter the number of extra attempts you want to grant the student(s). Then click on the **Save** button:



4. Inform your student(s) that they can take the quiz again – when they access it, they will see this button:

