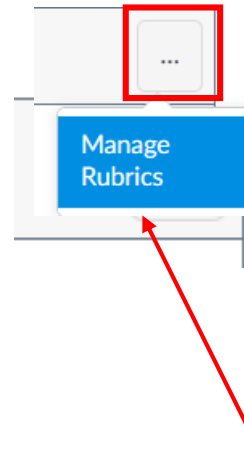
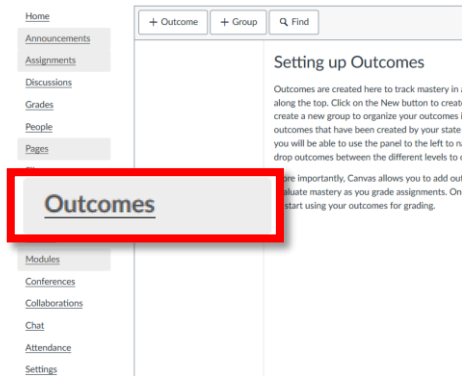
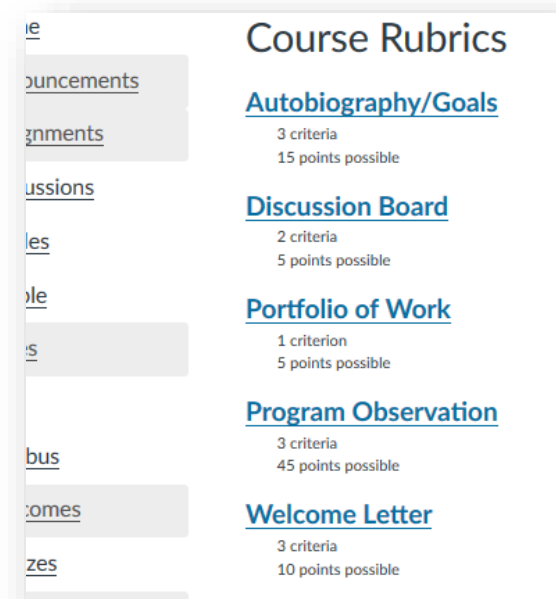


1. After you import your content into your Canvas course, select **Outcomes** on the course navigation menu:



2. At the far right, click on the 3 dots (ellipsis) and then click on **Manage Rubrics**.

3. Your imported course rubrics will then be displayed. Click on the rubric link to display its contents:



Autobiography/Goals

Criteria	Ratings				Pts
Main Content	Needing a great deal of improvement 4.0 pts	grid.column1.label 4.5 pts	grid.column2.label 5.5 pts	grid.column3.label 6.0 pts	6.0 pts
Discussion of Play	Needing a great deal of improvement 4.0 pts	grid.column1.label 4.5 pts	grid.column2.label 5.5 pts	grid.column3.label 6.0 pts	6.0 pts
Writing Conventions	Needing a great deal of improvement 2.0 pts	grid.column1.label 2.5 pts	grid.column2.label 2.75 pts	grid.column3.label 3.0 pts	3.0 pts
Total Points: 15.0					

Portfolio of Work

Criteria	Ratings					Pts
Overall	Exceptional Efforts! 5.0 pts	Well done! 4.5 pts	Average Efforts 4.0 pts	Below Average Effort 3.5 pts	Not Meeting Standards 0.0 pts	5.0 pts
Total Points: 5.0						