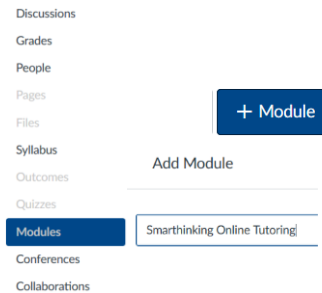


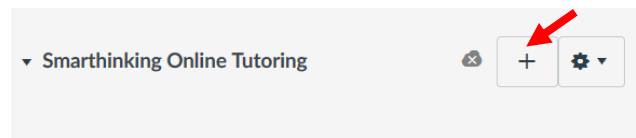
With *Smarthinking*, students experience online tutoring that is simple, fast and always available. Students connect to live educators from any computer that has Internet access, with no special software installation or equipment required. *Smarthinking* is directly setup and launched from within *Canvas*:

1. Using **Firefox** or **Chrome**, launch **Canvas** using this custom address: <https://ivc.instructure.com>



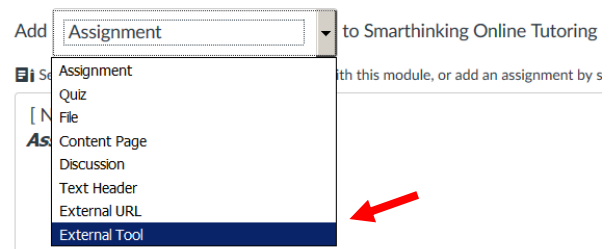
2. On the course navigation menu, choose **Modules** and create a new module for “*Smarthinking Online Tutoring*”

3. Within the new module, create an item:



4. In the next window, choose **External Tool**:

### Add Item to Smarthinking Online Tutoring



5. Scroll down the list to find and select **Smarthinking**. Click on **Add Item**. The link to **Smarthinking** will then be created:

