

How to Get Your QR Code Vaccine Record

Office of Extended Education
Emeritus Institute
1624 Valencia Avenue,
Room 205
Tustin, CA 92782
949-367-8343
ivcemeritus@ivc.edu
academics.ivc.edu/emeritus

Admissions and Records
949-451-5220
admissions.ivc.edu

Technology Services
949-451-5696
tech.ivc.edu

1) Go to this website:

<https://myvaccinerecord.cdph.ca.gov/>



2) Type your first name, last name and date of birth. Type the phone number or email that you used to make the vaccine appointment.

NOTES:

- Date of birth example:
If your birthday is June 1, 1968,
write: 06/01/1968.
- You will get your vaccine record
by email or text message.

Please fill out the required fields to receive a link to a QR code and digital copy of your COVID-19 vaccination record:

Required fields marked with *

First name *

Last name *

Date of birth *



Provide a mobile phone or email that may be associated with your vaccine record. If you fail to get a match using your mobile phone, try again using your email address.

Mobile Phone Email

Mobile Phone *



If you require this publication in an alternate format, please submit your request to ivcaltmedia@ivc.edu or call 949-451-5499.

How to Get Your QR Code Vaccine Record

Office of Extended Education
Emeritus Institute
1624 Valencia Avenue,
Room 205
Tustin, CA 92782
949-367-8343
ivcemeritus@ivc.edu
academics.ivc.edu/emeritus

Admissions and Records
949-451-5220
admissions.ivc.edu

Technology Services
949-451-5696
tech.ivc.edu

3) Create a Personal Information Number (PIN). Check the box. Click SUBMIT. IMPORTANT: You will need to remember this PIN to get your vaccine QR code!

Create a 4-digit PIN. You'll receive a link to enter the PIN and access your digital vaccine record. *

— — — —

Note: Your PIN is needed to securely access your digital record.

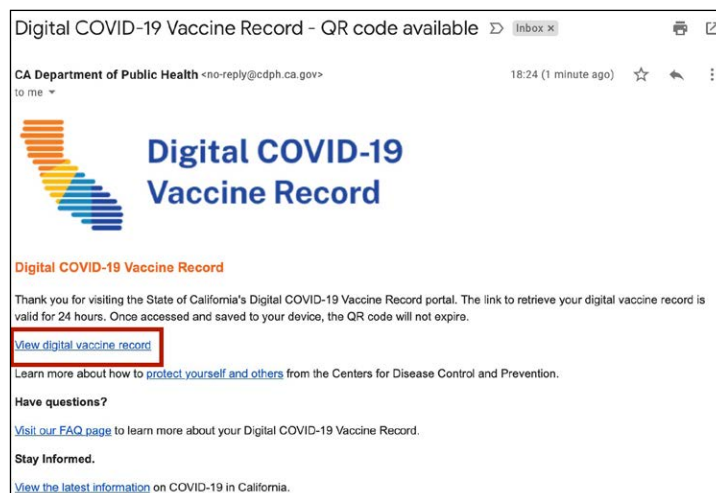
By checking this box, you are declaring under penalty of perjury under the laws of the State of California that you are the Patient or Parent/Guardian of the Patient and are therefore authorized to access the Patient's immunization record.

Submit

VACCINE RECORD BY EMAIL

If you put in your email, you will receive an email about the QR code. Click on the link that says “View digital vaccine record.”

IMPORTANT: This link expires in 24 hours.



How to Get Your QR Code Vaccine Record

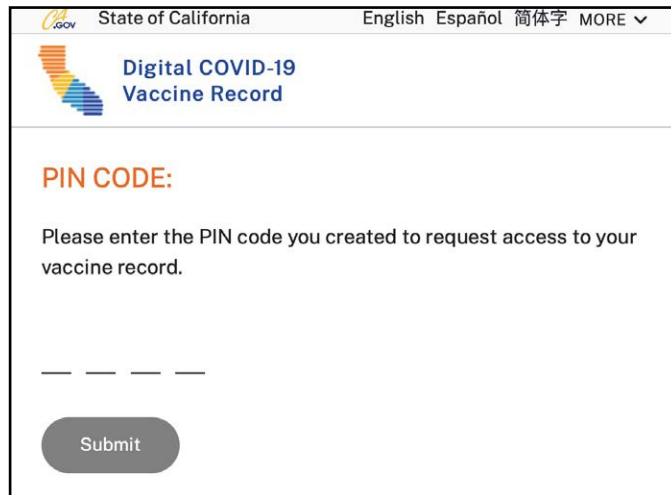
Office of Extended Education
Emeritus Institute
1624 Valencia Avenue,
Room 205
Tustin, CA 92782
949-367-8343
ivcemeritus@ivc.edu
academics.ivc.edu/emeritus

Admissions and Records
949-451-5220
admissions.ivc.edu

Technology Services
949-451-5696
tech.ivc.edu

VACCINE RECORD BY EMAIL

Type in the PIN you created. Click **SUBMIT**.



The screenshot shows the 'Digital COVID-19 Vaccine Record' page on the State of California website. At the top, there is a navigation bar with the state logo, 'State of California', and language options: 'English', 'Español', '简体字', and 'MORE'. Below the navigation bar, the page title 'Digital COVID-19 Vaccine Record' is displayed. The main content area features the heading 'PIN CODE:' in orange. Below this, a message reads: 'Please enter the PIN code you created to request access to your vaccine record.' There is a dashed line indicating where to enter the PIN. At the bottom of the form is a grey 'Submit' button.

Congratulations!

You now have your QR code vaccine record.

To save, click PRINT RECORD or DOWNLOAD IMAGE.



The screenshot shows the 'Personal Digital COVID-19 Vaccine Record' page on the State of California website. At the top, there is a navigation bar with the state logo, 'State of California', and language options: 'English', 'Español', '简体字', and 'MORE'. Below the navigation bar, the page title 'Personal Digital COVID-19 Vaccine Record' is displayed. The main content area features a large QR code on the left. To the right of the QR code, there are fields for 'Name:', 'DOB:', 'Dose Date:', 'Dose Type/Mfr:', 'Dose Date:', and 'Dose Type/Mfr:'. Below these fields are two buttons: 'PRINT RECORD' and 'DOWNLOAD IMAGE'. At the bottom, there is a 'Need Help?' section with the text: 'If your record is not correct, please visit the CDPH virtual assistant to submit for a record review and update.' Below this text is a link: 'Link To: [Virtual Assistant](#)'.

How to Get Your QR Code Vaccine Record

Office of Extended Education
Emeritus Institute
1624 Valencia Avenue,
Room 205
Tustin, CA 92782
949-367-8343
ivcemeritus@ivc.edu
academics.ivc.edu/emeritus

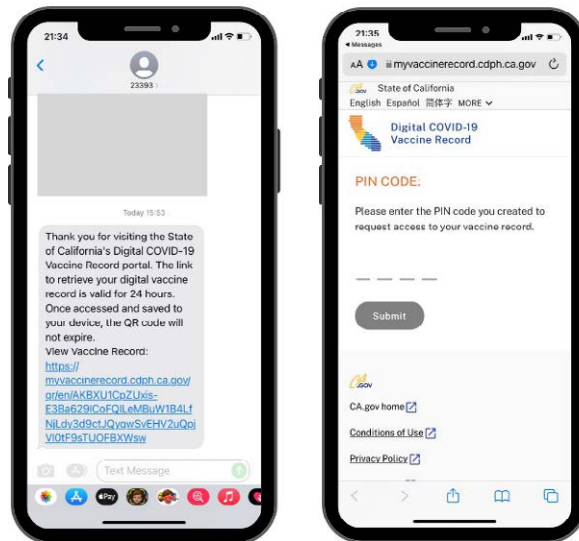
Admissions and Records
949-451-5220
admissions.ivc.edu

Technology Services
949-451-5696
tech.ivc.edu

VACCINE RECORD BY TEXT MESSAGE

If you put in your phone number, you'll get a text message with a link. Click on it then enter your PIN.

IMPORTANT: This link expires in 24 hours.



8) Congratulations! You now have your QR code vaccine record. To save, you can take a screenshot, download the image or add to Apple Wallet.

