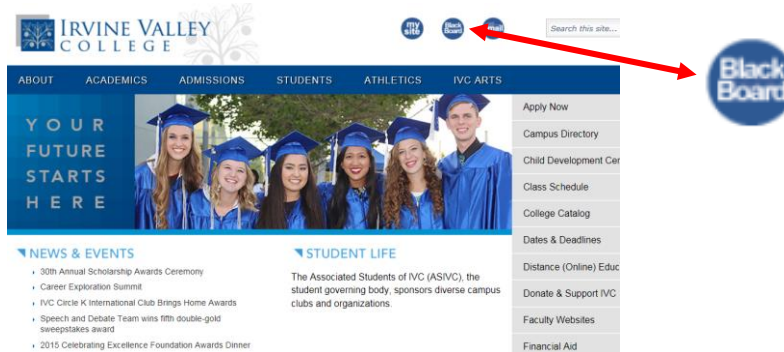




1. Go to <http://www.ivc.edu> and click on the Blackboard link.

You can also directly access Blackboard here:

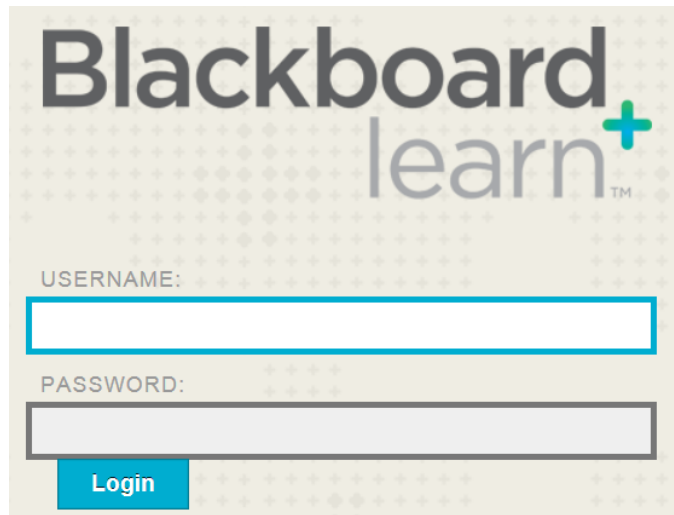
<http://ivc.blackboard.com>



2. Enter your Username and Password.

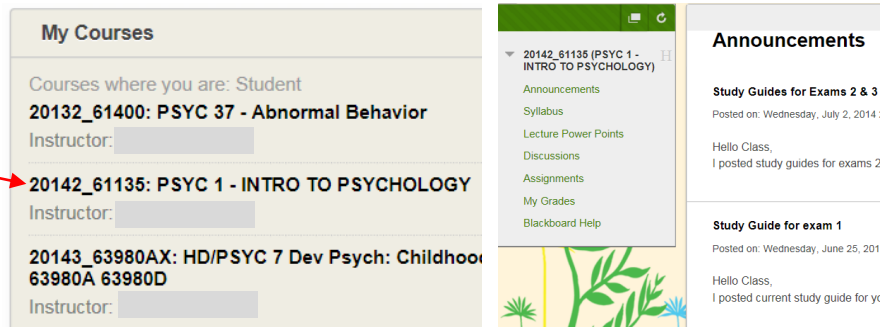
Your Username consists of the first part of your college email address – e.g., `nguyen3`

Your default Password consists of either your PIN number + 2 zeros or the last 4 digits of your Social Security number + 2 zeros – e.g., `653900`



You can reset your PIN and/or Password through [Mysite](#). If you cannot login to Mysite, click on the link, "**Forgot My PIN**".

3. On the right side will be your list of course(s). Click on the link to access your course:



BLACKBOARD STUDENT LEARNING RESOURCES:

[Blackboard On Demand Learning Center For Students](#)
[Blackboard Basics \(YouTube Videos\)](#)

[Student Technical Support](#)

For Further Assistance, Contact The IVC Help Desk:
949-451-5696 or ivctech@ivc.edu